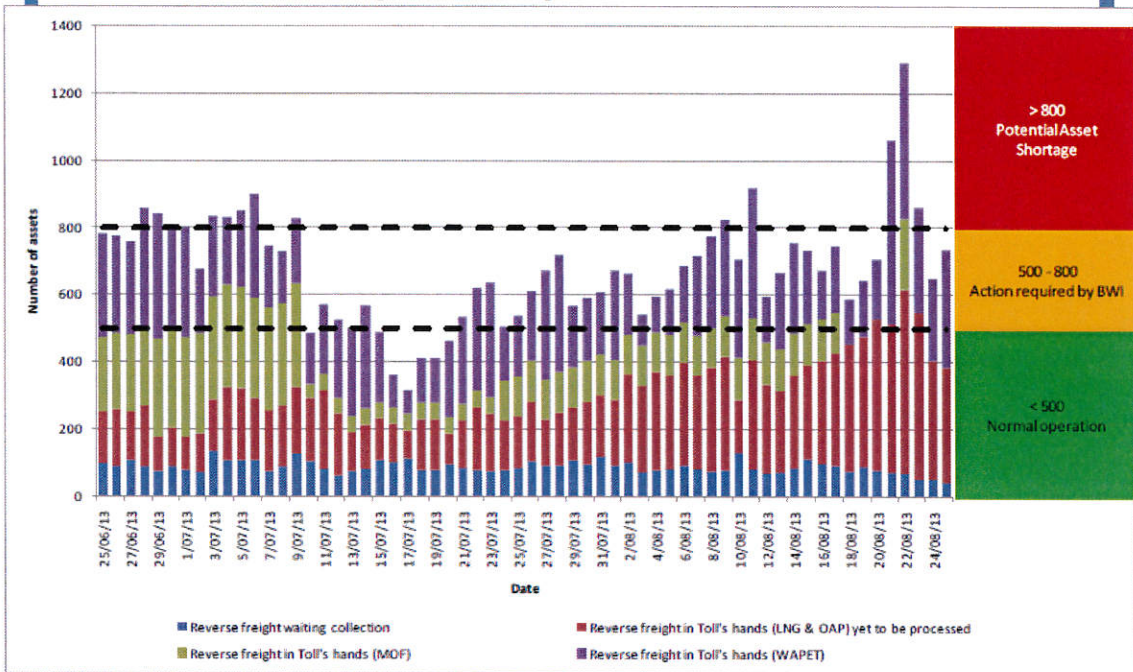



# BWI Reverse Freight History



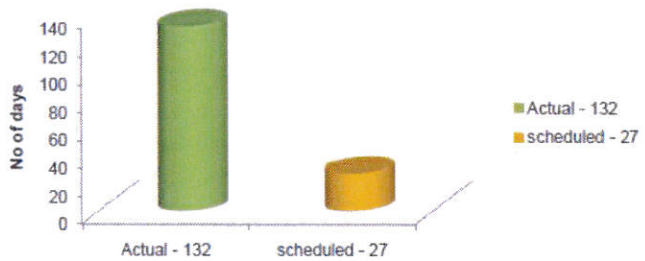
Marine Transportation Solutions  
Planning, Logistics & Execution

**GET HOME SAFELY**

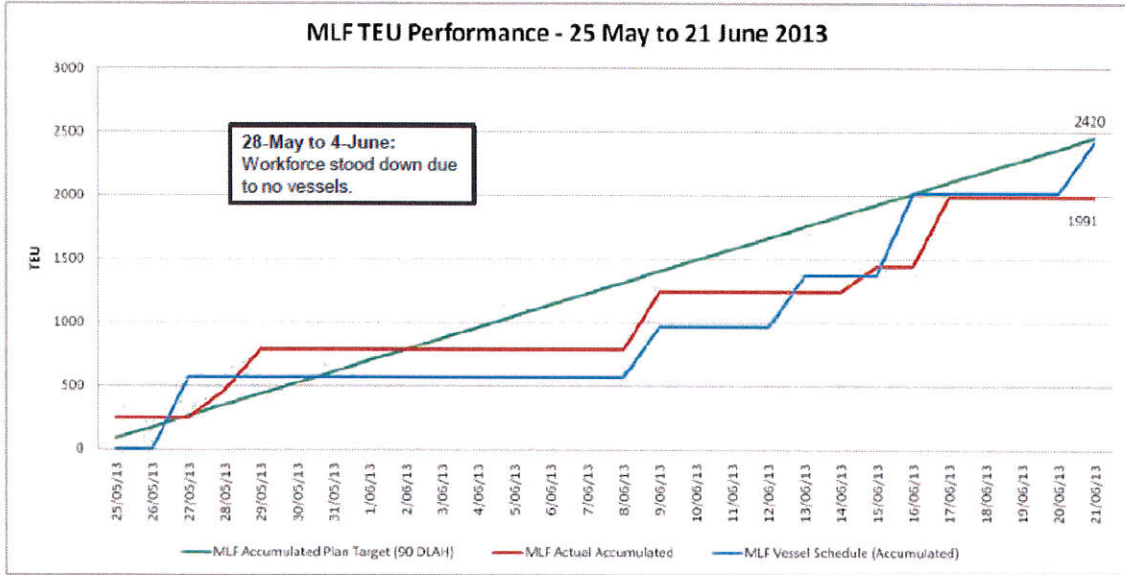
## AMC Port Barge Activities



## BWI Port Activities



## MLF Operation Performance Summary June 2013



## MLF Operation Performance as at 5<sup>th</sup> August 2013

MLF SITREP as of 04.08.13													
Today's Date:	5 - Aug - 13							Actual Total TEUs Shipped as of 04/08/13=648					
							PC Month - 20/07/13 to 23/08/13						
MARINE LOAD-OUT FACILITY													
Vessel	Berth	Berth Date	Load Type	Load List Units	Units Completed	Remaining Units	Status/Ops Type	Estimated Sail Date	Comments				
J302	Berth SW	1/08/2013	LOLO	52	0	52	Commence Loading	8/08/2013					
MH	Berth 6	21/07/2013	LOLO+RORO	151	127	24	Loading	6/08/2013					
A3	Berth 4	28/07/2013	LOLO	76	58	18	Loading	5/08/2013	ETD to Nth Mooring 05/08/13				
A7	Berth 7	30/07/2013	RORO	92	0	92	Cleaning/ Commence Loading	8/08/2013					
A8	Berth SE	28/07/2013	RORO	96	90	6	Loading	5/08/2013	ETD to 5th Mooring 05/08/13				
OTHER VESSELS/BERTHS					LAST VESSELS DEPARTED								
Vessel	Current Berth/Location & Ops	Ops Type/Status	ETA or ETD	To Location	OPS TYPE	Vessel	Berth	TEU	Date	Vessel	ETA	To Berth/Location	OPS TYPE
A5	STRAT/BAE	Inbound	ETA TBC	-	At BAE (Maint)	CD3	B4	370	24-Jul-13	J23	5-Aug	AMC 4	Load
J12	STRAT (Disch/Clean)	Inbound	ETA 05/08	AMC 5E	To Load at AMC	A6	B7	118	24-Jul-13	J12	5-Aug	AMC 5E	Load
J23	STRAT (Disch/Clean)	Inbound	ETA 05/08	AMC 4	To Load at AMC	A4	B5E	160	31-Jul-13	T251	6-Aug	STRAT	Disch
										T251	6-Aug	TBA AMC	Load
										T251	6-Aug	STRAT	-
Downtime Events 04/08/13													
Event	Hrs	Remark											
Nil													
Weather Forecast 05/08/13					HSS Incidents								
Wind Max 30 Knots ,Swell Max 3.5 m ,Chance of Rain/Amount 95% and 3-8 mm				High Winds/Swell and Rain		Date occurred	Incident Level/Type	Summary					
Yard TEUs													
<p>Congestion Level → No Congestion Moderate Congestion High Congestion</p> <p>Current TEUs in Yard</p> <p>1071 54 1129</p> <p>Yard TEUs (Forward) Yard TEUs (Reverse) Remaining Area-Empty</p>													

## MLF Operation Performance as at 26<sup>th</sup> August 2013

MLF SITREP as of 25.08.13													
Today's Date: 26 - Aug - 13		Actual Total TEUs Shipped as of 25/08/13=346 PC Month - Sep 2013											
MARINE LOAD-OUT FACILITY													
Vessel	Location/Berth	MLF Berth Date	Load Type	Load List Units	Units Completed	Remaining Units	Status/Ops Type	Estimated Sail Date	Comments				
J13	Berth 5E	22/08/2013	RORO/LO	120	83	37	Loading	26/08/2013					
MH	Berth 6	22/08/2013	RORO/LO	130 (Rev Log)	53	77	Discharge	TBC					
A4	Berth 4	24/08/2013	RORO/LO	46	3	43	Loading	27/08/2013					
OTHER VESSELS/BERTHS					LAST VESSELS DEPARTED					Upcoming vessels			
Vessel	Current Berth/Location & Ops	Ops Type/Status	ETA or ETD	To Location	OPS TYPE	Vessel	Berth	TEU	Date	Vessel	ETA	To Berth/Location	OPS TYPE
A5	STRAT/BAE	Inbound	ETA 27/08	MLF	-	T281	B4	193	24 - Aug - 13	J302	27-Aug	MLF	-
T281	5th buoy	Outbound	ETD 27/08	BWI	-	A6	B5W	153	25 - Aug - 13	A5	27-Aug	MLF	-
A3	Nth Buoy	Inbound	ETA 28/08	MLF	-					A3	28-Aug	MLF	-
J11	STRAT	TBA	TBA	-	-								
J302	STRAT	Inbound	ETA 27/08	MLF	-								
Downtime Events 25/08/13													
Event		Hrs		Remark									
Nil		0											
Weather Forecast 26/08/13										HSS Incidents			
Wind Max 15 Knots, Swell Max 2 m, Chance of Rain/Amount 80% and 3-10 mm				Nil		Date occurred		Incident Level/Type		Summary			
						25-Aug-13		Level 1 - Minor (Environmental Impact, Property Damage Equipment Loss, Spill or Release)		Dislodged sump plugs from underside of Reach Stackler from contact with barge ramps			

